


EMERGENCY EQUIPMENT



AXION MSR – MEDICALLY SUPERIOR RESPONSE® PRODUCTS EYE/FACE WASH :: SHOWERS COMBINATION UNITS

This catalog represents a small portion of the extensive emergency equipment product line that HAWS® manufactures. Please visit the *Haws* website at www.hawesco.com for a more comprehensive list of products.

ABOUT HAWS®



GLOBAL CUSTOMERS



GLOBAL VISION



LOCAL SERVICE

Ingenuity is the *Haws* culture. Every day we work to address your needs and solve your challenges by applying imagination and initiative to make your job easier. *Haws* is committed to inventing, designing, and manufacturing hydration products as well as standardized and customized emergency response products. With more than 8,000 distribution locations and 250 employees worldwide, we continually focus on quality, service, reliability, and complete solution support.

With the invention of the drinking fountain in 1906 by Luther Haws, the Haws Sanitary Drinking Faucet Company formed in 1909 in Berkeley, California. During the 1950s, *Haws* introduced emergency drench showers and safety eyewashes into its manufacturing line. Establishing headquarters in Sparks, Nevada in 1996, *Haws* continued expanding, opening global locations: Haws AG (Switzerland), Haws Manufacturing Pte, Ltd (Singapore and China), Haws-Avli (Brazil), Haws India, and Haws Dubai. To this day, *Haws'* innovative spirit is driven by third, fourth, and fifth generations of the *Haws* family.



ARE YOU ANSI COMPLIANT?

EMERGENCY EYEWASH AND SHOWER EQUIPMENT COMPLIANCE

Published by International Safety Equipment Association, ANSI/ISEA Z358.1 establishes minimum performance and use requirements for eyewash and shower equipment.

SIGNIFICANT REQUIREMENTS FOR *SIMULTANEOUS USE* INCLUDE:

- Eyewash must deliver a minimum of flushing fluid at 0.4 gallons per minute (1.5 LPM) or 3 gallons per minute (11.4 LPM) for an eye/face wash
- Drench shower must deliver a minimum of 20 gallons of water per minute (75.7 LPM)
- Must be capable of simultaneous use
- Must deliver tepid flushing fluid, defined as 60°-100°F (16°- 38°C)

WHY TEPID WATER? Providing The Right Water Temperature Will Provide a Comfortable Flushing Environment and Encourage the Required Full 15-Minute Flush To:

- Help cool burns
- Help prevent hypothermia
- Help prevent chemical absorption
- Minimize further injury

All Haws Emergency Response Products Meet the ANSI/ISEA Z358.1-2014 Standard

AXION® MSR



Flushing Inside To Out Is Preferred 4 to 1.

Independent study of Practicing Ophthalmologists, April 2014

AXION®'s ground-breaking designs continue to change the emergency response landscape by offering the only *medically superior response*® solution in the industry. AXION MSR products provide a complete ANSI compliant safety solution coupled with enhanced victim comfort and injury reduction.



ANSI/ISEA Z358.1

REQUIRES THAT A CONTROLLED FLOW OF FLUSHING FLUID IS PROVIDED AT A VELOCITY LOW ENOUGH TO BE NON-INJURIOUS TO THE USER (SECTION 6.1.1)

EYE /FACE WASH

INJURY REDUCTION

The trademarked inverted water streams gently flush contaminants away from sensitive glands and ducts that surround the eye. Added protection to valuable organs helps to reduce unnecessary injury.

VICTIM COMFORT

A predictable stream height is achieved by the smooth laminar flow of the AXION water streams, providing little disruption between water layers allowing for an eye/face wash with consistent pressure for greater user comfort.

DOCTOR RECOMMENDED

The only flushing technology engineered specifically to duplicate the methodology recommended and used by medical professionals.



Model 7541

Wall-mounted, dual bottle personal eyewash station that includes one 500 ml (16.9 fl oz) sterile pH Neutral solution bottle and one 1000 ml (33.8 fl oz) sterile Saline solution bottle. Includes an instructional wall sign. *For additional models, see page 13.*

Model 7501T

Gravity-fed, 9-gallon, tempered portable eyewash that uses a heated, insulated blanket to provide ANSI certified, potable, tempered water in ambient operating temperatures from -30°F (-34°C) to 100°F (38°C). Ideal for remote locations without access to a continuous potable water source. Various voltage and Haz Loc options available.

Model 7603

15-gallon, self-contained portable eyewash with optional drench hose. Provides approximately 10 usable gallons (37.9 liters) of water for effective rinsing of the eyes, face or body. Ideal, cost-efficient solution for a facility's ANSI eyewash requirements in locations without access to a continuous potable water source.

AXION® eyePOD®



Model 7620

The *AXION eyePOD* is a faucet-mounted eyewash providing facilities with *AXION MSR* eyewash irrigation capabilities in an attractive, low cost, compact package.

The sleek, smooth, stainless steel exterior of the *eyePOD* is easy to clean and use. The polished surface is cosmetically suited for any setting, and the stainless steel construction is rugged enough for any industrial application.



FEATURES & BENEFITS

INVERTED DIRECTIONAL LAMINAR FLOW

Zero vertical velocity™ for maximum victim comfort.

BUILT-IN THERMOSTATIC SAFETY VALVE

Automatically shuts off eyewash flows at 100°F (37°C), diverting all water out through the aerator at the bottom of the unit to prevent scalding of the eyes.

EASY INSTALLATION

Standard 55/64-27 thread faucet connection comes with four additional adaptors allowing the *eyePOD* to be used on various standard faucets.

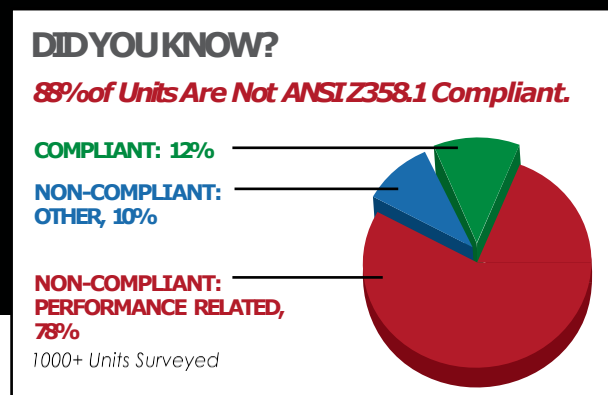
AERATORS:

Standard 1/2 gallon (1.89 L) faucet outlet flow with second 1-gallon (3.79 L) laminar outlet also supplied.

CERTIFIED TO:

NSF61, California Health and Safety Code 11675 (AB 1953), as well as ANSI/ISEA Z358.1 and CSA B125.

Designed to upgrade your facility's emergency eyewash and shower systems, the *AXION Advantage* improves existing emergency equipment while maintaining ANSI compliance (when properly installed).



AXION Advantage eye/face wash head installed on Bradley Model S19-310FW

With four Advantage systems providing the necessary pieces to convert the majority of existing competitive eyewashes and showers, your facility will have the tools to upgrade older *Haws* products, replace ineffective competitive products, and test for continued ANSI compliance.

Upgrading to the *AXION Advantage* system is easy; simply remove the existing head, select the appropriate supplied connector, and attach the *AXION* head.

Model AX13

AXION Advantage eye/face wash upgrade system with green ABS plastic eye/face wash head

Model AX13S

AXION Advantage eye/face wash upgrade system with stainless steel eye/face washhead

Model AX14

AXION Advantage eye/face wash upgrade system with green ABS plastic eye/face wash head and showerhead

Model AX14S

AXION Advantage eye/face wash upgrade system with stainless steel eye/face wash head and showerhead



Model AX13



Model AX14S

AXION®MSR :: EYE/FACE WASH



FEATURES & BENEFITS

- Stainless steel bowl with a #2L bright finish or safety green ABS plastic bowl resistant to damage from alkaline, salt solutions, most acids, and sundamage
- Integral flow control
- Chrome-plated brass stay-open ball valve with a stainless steel ball and stem
- Signage and dust cover is included with all units
- Units are certified to meet the ANSI/ISEA Z358.1 Standard for emergency eyewash and shower equipment for full 15-minute flush



Model **7360B-7460B**

Wall-mounted eye/face wash includes AXION MSR eye/face wash head assembly. Zero vertical velocity™ stream engineering with even laminar flow for enhanced victim comfort, stability and effectiveness. Round 11" (28 cm) Type 304 stainless steel receptor and aluminum wall bracket for long life. Includes a mesh in-line strainer to collect line debris, and ball valve with stainless steel ball and stem for durability.



Model 7260B-7270B

Wall-mounted eye/face wash and bowl includes the *AXION MSR* eye/face wash head assembly. Zero vertical velocity™ stream engineering with even laminar flow. Round 11" (28 cm) ABS plastic receptor and aluminum wall bracket. Includes a mesh in-line strainer and ball valve with stainless steel ball and stem.



Model 7324

Wall-mounted eye/face wash which includes the *AXION MSR* head assembly. Zero vertical velocity™ stream engineering with even laminar flow. Chrome-plated brass stay-open ball valve equipped with stainless steel ball and stem, green molded ABS plastic wall bracket, universal sign, and 1/2" (1.27 cm) inlet. Floor drain is recommended for this unit.



Model 7777

Pedestal unit, includes a Type 304 stainless steel *AXION MSR* eye/face wash head. Zero vertical velocity™ stream engineering with even laminar flow. Features a round 11" (28 cm) Type 304 stainless steel receptor, and 1-1/4" (3.175 cm) stainless stanchion. Optional stainless steel dust cover, model 9102.



Model 7261-7271

Pedestal unit, includes the *AXION MSR* eye/face wash head. Zero vertical velocity™ stream engineering with even laminar flow. Features a round 11" (28 cm) green ABS plastic receptor and 1-1/4" (3.175 cm) galvanized stanchion. Also available with a stainless steel bowl, Model 7361-7461.

AXION® MSR :: DRENCH SHOWERS

AXION® NOZZLE

The AXION drench shower nozzle uses the latest in hydrodynamic principles to spin inlet water and break it into smaller, discrete droplets. It is designed to minimize the strong physical pressure that drives the water to the outer rim of normal showerheads, making the distribution equal across the entire footprint of the flow. This innovative design is featured on a number of shower units providing a comfortable environment by breaking the streams of water into smaller individual droplets.



Model 8122
 AXION drench shower with hydrodynamic shower design. Reduced installation time due to pre-built valve assembly and the ability to mount horizontally or vertically from any wall or ceiling. Solid construction from Schedule 40 hot-dipped galvanized steel make for a durable, long-lasting product.



Model 8130
 AXION drench shower with hydrodynamic shower design. Reduced installation time due to pre-built valve assembly and the ability to mount horizontally or vertically from any wall or ceiling. Corrosion resistant Schedule 80 PVC painted safety green.



Model 8111FP
 Freeze-protected, wall-mounted drench shower features the AXION showerhead with flow control that delivers dispersed flow for uniform drenching.



Model 8133H
 Equipped with Type 304 stainless steel AXION showerhead, valve and piping. Features a self-regulating shower stream and universal emergency sign. Reduced installation time due to pre-built valve assembly and unit's ability to be mounted horizontally from any wall.



Model 8123
 AXION hydrodynamic showerhead with Type 304 stainless steel. Universal emergency sign. Vertical or horizontal mount.

AXION®MSR :: COMBINATION UNITS



Model 8300-8309

Combination shower includes the AXION MSR eye/face wash head assembly, and AXION hydrodynamic shower design. Zero vertical velocity™ stream engineering with even laminar flow. Features a round 11" (28 cm) Type 304 stainless steel bowl. Stainless steel push flag and pull rod, mesh in-line eye/face wash strainer and ball valves with stainless steel ball and stem. Pipe and fitting: 1-1/4" (3.175 cm). Schedule 40 hot-dipped galvanized steel.



Model 8320-8325

Combination shower includes the AXION MSR eye/face wash head assembly. Features a round 11" (28 cm) ABS plastic bowl. Zero vertical velocity™ stream engineering with even laminar flow. Stainless steel push flag for eye/face wash activation, stainless steel pull rod for shower activation, mesh in-line eye/face wash strainer and ball valves with stainless steel ball and stem. Pipe and fitting: 1-1/4" (3.175 cm). Schedule 40 hot-dipped galvanized steel.



Model 8336

Combination shower includes the AXION MSR eye/face wash head assembly and AXION showerhead. Equipped with Type 316 stainless steel ball valves and constructed of PVC pipe and fittings. Pre-built and fully water/pressure tested. Constructed from corrosion resistant green epoxy finished Schedule 80 PVC.



Model 8330

AXION MSR eye/face wash head assembly and AXION showerhead, both in stainless steel. In-line 50 x 50 mesh water strainer, 11" (28 cm) stainless steel bowl. Solid 1-1/4" (3.175 cm) Type 304 stainless steel construction. Optional stainless steel dust cover, model 9102.



Model 8317CTFP

Heat-traced combination shower combines AXION ABS plastic showerhead and AXION MSR eye/face wash head assembly for irrigation. Safety features include: a thermal actuator bleed valve, 120V thermostat cable double wrapped piping, 3/4" (1.905 cm) insulation and outside jacket surrounding piping to prevent freezing down to -30°F (-34.4°C). Top or bottom water supply. Rated Class 1, Division 2.



Model 8317

Combines the use of an AXION showerhead and AXION MSR eye/face wash. Zero vertical velocity™ stream engineering with even laminar flow. Solid galvanized-steel construction. Eye/face wash and valve assembly are pre-built and fully water/pressure tested.

AXION®MSR :: COMBINATION UNITS



Model 8300CRP-8309CRP


Corrosion-resistant combination shower and eye/face wash features the *AXION MSR* eye/face wash head assembly and the *AXION* hydrodynamic shower design. Eye/face wash streams provide zero vertical velocity™ stream engineering with even laminar flow. Stainless steel push flag for eye/face wash activation, stainless steel pull rod for shower activation, mesh in-line eye/face wash strainer and a round 11" (28 cm) Type 304 stainless steel bowl.



Model 8309WC

Barrier-free combination shower eye/face wash, including *AXION MSR* eye/face wash head assembly. Features a round 11" (28 cm) Type 304 stainless steel bowl. Zero vertical velocity™ stream engineering with even laminar flow. *AXION* ABS plastic showerhead with flow control delivers dispersed flow for uniform drenching. Barrier-free design offers a low profile loop assembly allowing for better wheelchair access as well as a longer pull rod for shower activation.

AXION® MSR :: ACCESSIBILITY



Model 8904

Counter-mounted AXION eye/face wash and body spray head. Activated with simple squeeze lever operation. 8-foot (244 cm) green hose for extended coverage area to further optimize the irrigation.



Model 8905

Wall-mounted AXION eye/face wash and body spray head, and 12-foot (366 cm) yellow recoil hose. Unit is activated with simple squeeze lever operation.

Model 8164

Recessed drench shower with hi-polished stainless steel showerhead and self-regulating shower stream. Reduced installation time as valve assembly is pre-built.



Model 7610

Barrier-free pull down eye/face wash with AXION MSR head. Easy activation fold-down design. Extended length pull-down arm to accommodate wheelchair access. Activation and deactivation occur at a 30-degree angle limiting water splash. Counter or wall rear-mount design allows the sink to remain open to other uses.



Model 7611

Lab unit is installed in accessible sink locations. AXION MSR eye/face wash head is easily activated by the emergency equipment's swing-out design. Side-mount design allows the unit to be mounted from either side of the sink.



Model 7360BTWC

Barrier-free emergency AXION MSR eye/face wash head assembly. Equipped with an in-line 50 x 50 mesh water strainer and pop off dust cover. Space-efficient design allows the unit to be mounted in easily accessible locations while providing a barrier-free installation. The low profile accommodates wheelchair access. Eye/face wash and valve assembly is pre-built and fully water/pressure tested. Unit comes with trap and tailpiece.



Model 7612LH

Sink or counter-mounted AXION MSR stainless steel eye/face wash head. Swing-away, left-hand operation allows the area stays clear for everyday use. Dust cover for protection from debris when not in use. Unit is also available for right-hand operation.

PORTABLE EYEWASHES



Model 7501

Compact and portable, this model is ideal for remote locations. Gravity fed, it supplies a continuous flow of clean water for a full 15 minutes at .4 GPM (1.5 LPM). Featuring an FDA approved high-density green polyethylene tank easily activated by pulling the yellow activation arm down to the open position.



Model 7501T

Gravity-fed, 9-gallon, tempered portable eyewash that uses a heated, insulated blanket to provide ANSI certified, potable, tempered water in ambient operating temperatures from -30°F (-34°C) to 100°F (38°C). Ideal for remote locations without access to a continuous potable water source. Various voltage and Haz Loc options available.



Model 7601.15

15-gallon, self-contained eyewash with an ASME rated tank with optional drench hose, Model 8901B. Model 7601.15 is an ideal solution for a facility's ANSI eyewash requirements in locations without access to a continuous potable water source and where an ASME tank is required. Protective measures include: air pressure gauge, pressure relief valve, and tire-type air fill valve. Air pressure operated and certified to ANSI/ISEA Z358.1-2014. Optional transport cart, model 9008.



Model 7601.37

Air pressure operated, portable eyewash and body spray provides a reliable source of safety for irrigation. Combines the use of twin ABS plastic eyewash heads with a green ABS plastic face and body spray head. ASME rated 37-gallon (140 L) stainless steel tank. Protective measures include: air pressure gauge, pressure relief valve, and tire-type air fill valve. Includes a 6-foot (2 m) hose. Uses optional 9008 cart for site transport.



Model 7603

15-gallon, self-contained portable eyewash with optional drench hose, Model 8901B. Provides approximately 10 usable gallons (37.9 liters) of water for effective rinsing of the eyes. Ideal, cost-efficient solution for a facility's ANSI eyewash requirements in locations without access to a continuous potable water source. Protective measures include: air pressure gauge, pressure relief valve, and tire-type air fill valve. Certified to ANSI/ISEA Z358.1-2014. Optional transport cart, model 9008.



Model 9082

Sterile bacteriostatic preservative for use in portable eyewash stations. One 5 oz. (148 ml) bottle will preserve 5 to 20 gallons (18.9 to 75.7 L) of potable water for up to three months. Four bottles per carton.

DUO PERSONAL EYEWASH STATIONS



Supplemental Equipment, such as personal eyewashes, provide immediate flushing fluid while the injured person is en route to a primary emergency station.

Haws' DUO eyewashes provide simultaneous eye coverage, with various Saline and pH Neutral options.

The sterile sodium chloride Saline solution rinses the eyes to reduce the risk of severe injury caused by chemicals or particulate contamination.

A sterile pH Neutral phosphate solution is able to neutralize any acidic or alkali substance that enters the eyes to help restore a proper pH balance.



Model 7541

Wall-mounted, dual bottle personal eyewash station that includes one 500 ml (16.9 fl oz) sterile pH Neutral solution bottle and one 1000 ml (33.8 fl oz) sterile Saline solution bottle. Includes an instructional wall sign. Canada: Model 7541C



Model 7542

Wall-mounted, dual bottle personal eyewash station that includes two 1000 ml (33.8 fl oz) sterile Saline solution bottles. Includes an instructional wall sign. Canada: Model 7542C



Model 7543

Wall-mounted, single bottle personal eyewash station that includes one 1000 ml (33.8 fl oz) sterile Saline solution bottle. Includes an instructional wall sign. Canada: Model 7543C



Model 7554

Wall-mounted, dust-proof, dual bottle personal eyewash station that includes one 500 ml (16.9 fl oz) sterile pH Neutral solution bottle and one 1000 ml (33.8 fl oz) sterile Saline solution bottle in a tightly-sealed enclosure. Includes a visual assistance mirror. Canada: Model 7554C



Model 7555

Wall-mounted, dust-proof, dual bottle personal eyewash station that includes two 1000 ml (33.8 fl oz) sterile Saline solution bottles in a tightly-sealed enclosure. Includes a visual assistance mirror. Canada: Model 7555C



Model 7583

Replacement bottle of the 500 ml (16.9 fl oz) sterile pH Neutral solution. Canada: Model 7583C



Model 7584

Replacement bottle of the 1000 ml (33.8 fl oz) sterile Saline solution. Canada: Model 7584C

BARRIER-FREE LAB PRODUCTS

FEATURES & BENEFITS

- *AXION MSR* eye/face wash head assembly
- *AXION* stainless steel showerhead with hydrodynamic design for equal distribution of water throughout flow
- Valve designed to make flushing of fluid occur with the pull of a lever
- Pull-down design for wheelchair accessibility
- Eye/face wash and valve assembly pre-built and fully water/pressure tested
- 18-Gauge Type 304 stainless steel cabinet



Model **8355WCW**

Barrier-free, fully-recessed combination unit features the *AXION* stainless steel showerhead with the *AXION MSR* eye/face wash. Fully-recessed design with pull-down lever to activate shower. Chrome-plated brass pull-down valve for eye/face wash and easy access in-line strainer.



Model **8356WCDD**

Barrier-free, fully-recessed, combination unit features the *AXION* stainless steel showerhead with the *AXION MSR* eye/face wash. Wall flush-mount design with pull-down lever to activate shower. Stainless steel drain pan to collect wash waste within cabinet, with daylight drain.



Model **7656WCSM**

Wheelchair accessible surface-mount unit features the *AXION MSR* eye/face wash. Stainless steel deep-drawn cabinet and surface-mount support enclosure, polished chrome-plated brass pull-down valve with easy access in-line strainer. Perfect for mounting on block or solid walls which cannot be cut into.



Model **7656WCC**

Barrier-free, fully-recessed, wall-mounted unit features the *AXION MSR* eye/face wash. Chrome-plated brass pull-down valve for eye/face wash and easy access in-line strainer. Stainless steel drain pan to collect wash waste within cabinet.





Model 8356WCSM

Wheelchair accessible surface-mount combination unit features *AXION* stainless steel showerhead and *AXION MSR* eye/face wash with a pull-down lever to activate shower. Perfect for mounting on block or solid walls which cannot be cut into. Easy access exterior mounted in-line strainer.



Model 8356WCW

Barrier-free combination unit features the *AXION* stainless steel showerhead with the *AXION MSR* eye/face wash. Fully-recessed wall-mount design with pull-down lever to activate shower. Stainless steel drain pan to collect wash waste within cabinet.



Model 8356WCC

Barrier-free, wall-mounted, fully recessed combination shower unit features the *AXION* stainless steel showerhead with the *AXION MSR* eye/face wash. Design of the shower allows for flush in the ceiling mounting, or to hang down from the ceiling. Stainless steel drain pan to collect wash waste within cabinet.



Model 8355WCC

Fully-recessed combination shower unit features the *AXION* stainless steel showerhead with the *AXION MSR* eye/face wash. Stainless steel deep-drawn cabinet and polished chrome-plated brass pull-down valve with easy access in-line strainer.



Model 7655WCSM

Wheelchair accessible surface-mount *AXION MSR* eye/face wash. Chrome-plated brass pull-down valve for eye/face wash and easy access in-line strainer. Perfect for mounting on block or solid walls which cannot be cut into.



Model 7655WCC

Fully-recessed, wall-mounted unit features the *AXION MSR* eye/face wash. Stainless steel deep-drawn cabinet and polished chrome-plated brass pull-down valve with easy access in-line strainer.

AXION® THERMOSTATIC MIXING VALVES



Medically superior *AXION MSR* technology combined with *HAWS INTEGRATED™* custom engineering provides your facility a complete ANSI compliant safety response system.

AXION® VALVES

- Lowest internal pressure drop for this class of valve
- Custom shuttle design to virtually eliminate valve binding
- Offering NSF/ANSI 372 AB1953, reduction of lead content, compliance in select models
- Funnel design improves temperature control with better mixing at low flow rates
- Highest Cold Water Bypass flow rate by class in the industry
- Actively suspends hot water when cold water supply is lost to protect against scalding
- Lime and calcium resistant components used throughout the construction
- Extended 3-year warranty



Model **TWBSHF**

AXION thermostatic mixing valve that mixes hot and cold water to supply tempered water to emergency shower and eyewash fixtures requiring flow up to 78 GPM (295 LPM). Triple redundant anti-scald protection. High Cold Water Bypass flow rate of 79 GPM (299 LPM). Pressure sensing diverter valve provided that sends a pressure signal to open cold water bypass valve if hot water loses pressure. Lead-free brass design CSA certified to ASSE 1071, NSF 61, NSF/ANSI 372, California Health and Safety Code 116875 (AB 1953-2006), and applicable sections of CSA B125.3.



Model **9201H**

Lead-free *AXION* thermostatic mixing valve that mixes hot and cold water to supply tempered water to emergency shower and eyewash fixtures requiring flow up to 31 GPM (117 LPM). High Cold Water Bypass flow rate of 20 GPM (76 LPM). CSA Certified to ASSE 1071, NSF 61, NSF/ANSI 372, California Health and Safety Code 116875 (AB 1953-2006), and applicable sections of CSA B125.3.



Model **9201EW**

AXION thermostatic mixing valve that mixes hot and cold water to supply tempered water to emergency eyewash fixtures requiring flow up to 10 GPM (37.9 LPM). CSA Certified to ASSE 1071 and applicable sections of CSA B125.3.



Model **9201E**

AXION thermostatic mixing valve that mixes hot and cold water to supply tempered water to emergency shower and eyewash fixtures requiring flow up to 31 GPM (117 LPM). CSA Certified to ASSE 1071 and applicable sections of CSA B125.3.

FLOW CAPACITIES OF MIXING VALVES

MODEL	INLET	OUTLET	MINIMUM FLOW	INTERNAL COLD WATER BY-PASS AT 30PSI DROP	PRESSURE DROP										
					1	2	5	10	15	20	25	30	45	60	PSI
9201E	1-1/4"	1-1/4"			.069	.138	.345	.689	1.03	1.38	1.72	2.07	3.10	4.13	BAR
			1	20	6	8	13	18	22	25	28	31	38	44	GPM
			4	76	22	30	48	68	83	96	107	117	144	166	L/MIN
9201FE	1/2"	3/4"			.069	.138	.345	.689	1.03	1.38	1.72	2.07	3.10	4.13	BAR
			1	10	2	3	5	7	9	10	11	12	15	17	GPM
			4	38	8	12	19	26	32	37	41	45	56	64	L/MIN
9201EW	1/2"	1/2"			.069	.138	.345	.689	1.03	1.38	1.72	2.07	3.10	4.13	BAR
			1	4	2	3	4	6	7	8	9	10	12	14	GPM
			4	14	7	10	16	22	27	31	34	38	44	53	L/MIN
9201H	1"	1-1/4"			.069	.138	.345	.689	1.03	1.38	1.72	2.07	3.10	4.13	BAR
			1	20	6	8	13	18	22	25	28	31	38	44	GPM
			4	76	23	30	49	68	83	95	106	117	144	167	L/MIN
9202E	1-1/4"	1-1/4"			.069	.138	.345	.689	1.03	1.38	1.72	2.07	3.10	4.13	BAR
			1	50	14	20	32	45	55	64	71	78	95	110	GPM
			4	299	53	76	121	170	280	242	269	295	360	416	L/MIN
TWBS.EWE	1/2"	3/4"			.069	.138	.345	.689	1.03	1.38	1.72	2.07	3.10	4.13	BAR
			1	10	2	3	5	7	9	10	11	12	15	17	GPM
			4	38	8	12	19	26	32	37	41	45	56	64	L/MIN
TWBSHF	2"	2"			.069	.138	.345	.689	1.03	1.38	1.72	2.07	3.10	4.13	BAR
			1	79	14	20	32	45	55	64	71	78	95	110	GPM
			4	299	53	76	121	170	280	242	269	295	360	416	L/MIN
TWBS.SHE	1-1/4"	1-1/4"			.069	.138	.345	.689	1.03	1.38	1.72	2.07	3.10	4.13	BAR
			1	50	13	19	30	43	52	60	68	74	91	105	GPM
			4	189	49	72	114	163	197	227	257	280	344	397	L/MIN



TEMPERED WATER: PERFORMANCE SERIES

The Performance Series provides ANSI/ISEA Z358.1 compliant tempered water options with reduced lead time and cost by offering standardized configurations to meet decontamination needs. With multiple tank, electrical and blending capability options, the Performance Series will be sure to have your complete solution. All units are built and pre-tested for immediate usage.



Model 8710

Outdoor, heated, tempered water shower and eye/face wash system. This 5' x 9' (1.52 x 2.74 M) fiberglass enclosure uses a 20 GPM (75.7 LPM) AXION® showerhead, a 3 GPM (11.4 LPM) AXION® eye/face wash, and a 3 GPM (11.4 LPM) drench hose.

Additional features include:

- Internal space heater for 70°F (21°C) internal booth temperature control
- Built-in UV protection
- Audible and visible alarms
- Spring-loaded, self-closing doors
- Internal hot water supply
- Scald and freeze protection
- Advanced programmable monitoring control system
- Electrical system is easily adapted to voltages upon request
- Operating temperature range: -40°F to 100°F (-40°C to 38°C)

Model 8720

Outdoor, overhead tank, tempered water shower and eye/face wash system for use in remote areas with no water supply. This 4.6' x 4.5' (1.4 x 1.37 M) fiberglass enclosure uses a 20 GPM (75.7 LPM) AXION® showerhead and a 3 GPM (11.4 LPM) AXION® eye/face wash.

Additional features include:

- 450-gallon (1703 L) fiberglass gravity-fed water tank
- Suitable for use in Seismic Zone C
- Built-in UV protection
- Plug-n-play with quick electrical disconnects
- Internal space heater for 70°F (21°C) internal booth temperature control
- Audible and visible alarms
- Spring-loaded, self-closing doors
- Scald and freeze protection
- Advanced programmable monitoring control system
- Electrical system is easily adapted to voltages upon request
- Operating temperature range: -40°F to 100°F (-40°C to 38°C)

Model 8730

Outdoor shower and eye/face wash system. This 5' x 4' (1.52 x 1.22 M) fiberglass enclosure uses a 20 GPM (75.7 LPM) AXION® showerhead, a 3 GPM (11.4 LPM) AXION® eye/face wash, and a 3 GPM (11.4 LPM) drench hose.

Additional features include:

- Internal space heater for 70°F (21°C) internal booth temperature control
- Built-in UV protection
- Audible and visible alarms
- Spring-loaded, self-closing doors
- Scald and freeze protection
- Advanced programmable monitoring control system
- Electrical system is easily adapted to voltages upon request
- Operating temperature range: -40°F to 100°F (-40°C to 38°C)



Model shown with additional light/alarm

Model 8760

Skid-mounted tempered water shower and eye/face wash system. This 5' x 5' (1.52 x 1.52 M) unit uses a 20 GPM (75.7 LPM) AXION® showerhead, a 3 GPM (11.4 LPM) AXION® eye/face wash, and a 3 GPM (11.4 LPM) drench hose.

Additional features include:

- Audible and visible alarms
- Internal hot water supply
- Advanced programmable monitoring control system
- Electrical system is easily adapted to voltages upon request
- Operating temperature range: 40°F to 100°F (4°C to 38°C)



Model 8780

5' x 5' (1.52 x 1.52 M) Indoor water tempering skid supplying tempered water to single or multiple showers and/or eyewashes.

Additional features include:

- Scald protection
- Electrical system is easily adapted to voltages upon request
- Advanced programmable monitoring control system
- Operating temperature range: 40°F to 100°F (4°C to 38°C)



Model 8785

5' x 5' (1.52 x 1.52 M) Fiberglass, outdoor water tempering booth supplying tempered water to single or multiple showers and/or eyewashes.

Additional features include:

- Internal space heater for 70°F (21°C) internal booth temperature control
- Built-in UV protection
- Scald and freeze protection
- Advanced programmable monitoring control system
- Operating temperature range: -40°F to 100°F (-40°C to 38°C)

TANK and ELECTRICAL OPTIONS

MODEL	8710	8730	8760	8780	8785	8720
TANK SIZES						
Model .21 / 119Gal.	X	Unit does not have a tank	X	X	X	Standard with 450-gal. (1703 L) tank
Model .22 / 120 Gal. ASME	X		X	X	X	
Model .23 / 330 Gal. ASME	X		X	X	X	
Model .25 / 200 Gal. AMSE	X		X	X	X	
ELECTRICAL OPTIONS						
Model .31 / NEMA4	X	X	X	X	X	X
Model .32 / CL1 DIV2	X	X	X	X	X	X

1.888.640.4297 :: 1.775.359.4712 :: www.hawesco.com

TEMPERED WATER: PERFORMANCE SERIES

NEW!

Model 8740

Emergency overhead tank shower is pre-engineered and self-contained, designed for indoor and non-extreme outdoor climate installations.

The 8740 standard base model (shown below) allows for many enhanced options to meet customers' needs including the AXION® eye/face wash, privacy panels, lights and alarms, and stainless steel enhancements.



Model 9326

Tankless Heater Solution, an electric water heating system designed to eliminate the need for large water storage tanks, as well as the continuous energy demand to maintain them at higher temperatures. This system will provide safety showers and eyewashes with an unlimited and instantaneous supply of tepid water, eliminating the "recovery time" needed to reheat large storage tanks after use. Controlled heater package housed in a NEMA 4 enclosure. Also available with a Type 304 stainless steel NEMA 4X enclosure, Model 9327. Multiple configurations and voltages are available for your specific project. *Standard models 9326 & 9327 are not for use in freezing environments.*



Model 9400

All weather, instantaneous, steam-heated, tepid water system. Steam enters a brazed plate heat exchanger, instantly heating the water. Unit provides 3 to 25 GPM (11.4 to 94.6 LPM) of tepid water. An ASSE 1071 certified mixing valve blends hot and cold water to produce an output of 80°F (26.6°C) tepid water. Operates on typical plant steam pressure, 45-60 PSIG is recommended. Additional valves keep the system preheated, freeze protected and scald protected. The steam valve will remain closed should there be a loss of water pressure.

Model 9400.LPS

A low-pressure system is available for 15-30 PSIG steam. Provides 3 to 25 GPM (11 to 95 LPM) of tepid water.

Additional customizable PSI options available for models 9400 and 9400.LPS.



Model SP829

10-5/8" (27 cm) ABS green plastic drench AXION showerhead delivers dispersed flow for uniform drenching. Hydrodynamic design minimizes the strong physical pressure that drives the water to the outer rim making the distribution equal across the entire footprint of the flow. Stainless steel option, Model SP829SS.



Model SP65SS

AXION MSR stainless steel eye/face wash head with inverted directional flow, integral flow control, and laminar flow enhanced comfort, stability and effectiveness. (Not for use with freeze resistant models). Green ABS plastic option available, Model SP65.



Model 9001

Emergency alarm and light system that is operated by a double-pole, double-throw flow switch when the emergency shower or eyewash is in operation. System can be mounted to pipe or wall. 120 VAC Class 1, Division 2, Groups B, C, and D emergency alarm system, model 9001ExP.



Model SP154DPDT

Flow switch for use with the 9001 and 9001EXP alarms. AC, 125/250 volts, 5 amps, double pole, double throw.



Model SP157B

Brass automatic thermal actuator scald protection bleed valve opens when internal water temperature in emergency equipment exceeds 95°F (35°C). 1/2" (1.27 cm) NPT inlet and outlet.



Model SP158B

Brass automatic thermal actuator freeze protection bleed valve opens when internal water temperature in emergency equipment falls below 36°F (2.2°C). 1/2" (1.27 cm) NPT inlet and outlet.



Model 9003N (NEMA 4)/9003C (C1D1)

Dual wireless safety shower and eyewash alarm transmitters enable real-time monitoring including activation time/date stamp, signal and battery strength. The Honeywell Limitless™ product includes activation brackets and all hardware necessary for mounting to most Haws freestanding shower and eyewash products. Single transmitter, model 9004N/9004C. Transmitter receiver, model 9003R.



Model 9020

3-sided sign for combination shower and eyewash units. Can be wall mounted for 2-way visibility, upright for 3-sided visibility.




Model SP170

Test card with space for date and initials of inspector. 25 per pack. Includes zip ties.



Model 9011

ANSI Emergency Shower and Eyewash (ESEW) testing kit. Includes 5-gallon bucket with lid, 2-gallon marked line, shower sock and 3-piece pole, eyewash gauge, tape measure, testing tag, thermometer, ANSI checklist and testing instructions.



Model 9015

Eyewash gauge and 6 in. (15 cm) ruler.

AXION®MSR

Doctors' First Choice
for Injury Reduction



Office: 593 513 06 94 / 243 4598 / 243 7251

Address: Av. El Inca E2-41 (entre Av. 10 de Agosto y Av. Amazonas)

Website: www.megacavedi.com.ec

